

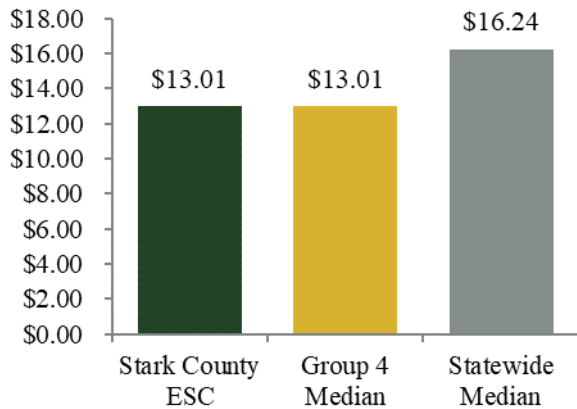
Stark County ESC Profile

Operating Revenue:
\$30,325,866

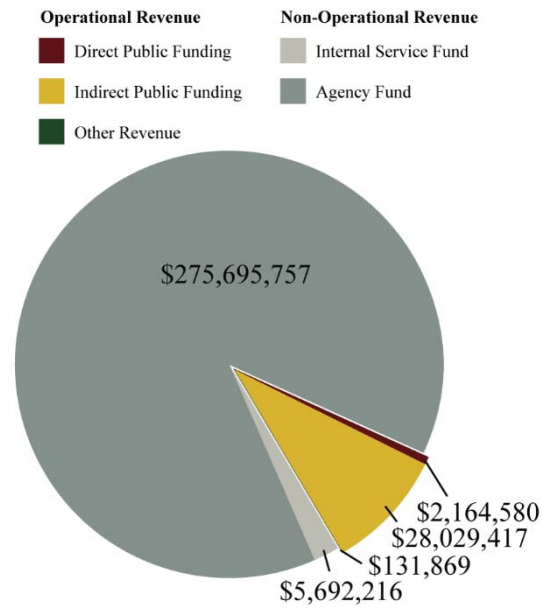
Expenditures:
\$31,805,261

FTEs:
490.50

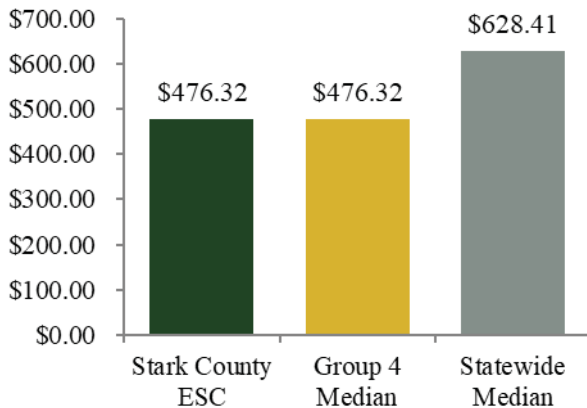
Revenue Generation Ratio



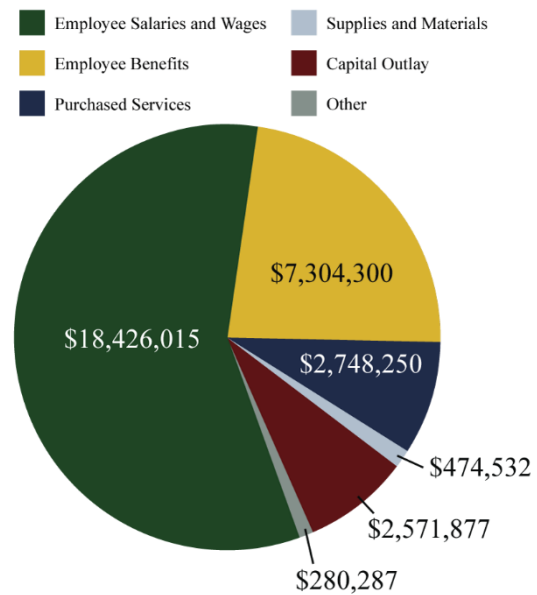
Total Revenue by Source



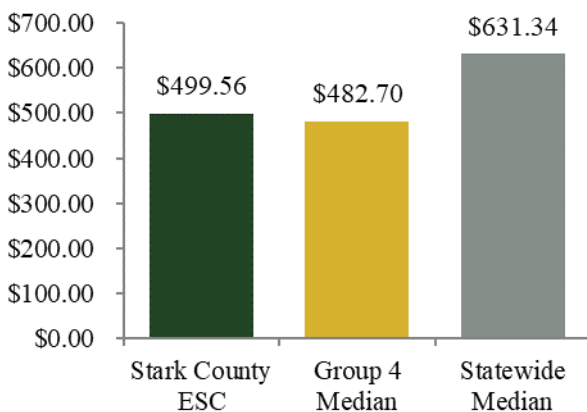
Operating Revenue per Student



Expenditures by Object



Expenditures per Student



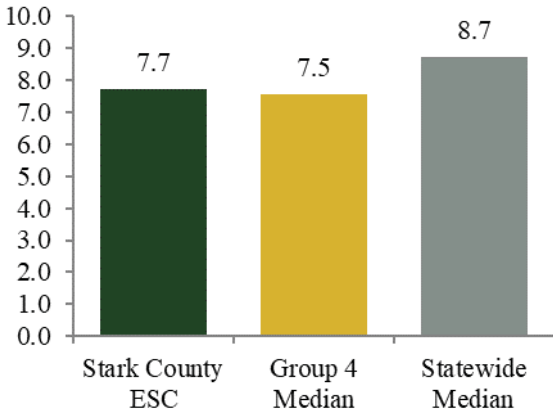
Stark County ESC Profile

Operating Revenue:
\$30,325,866

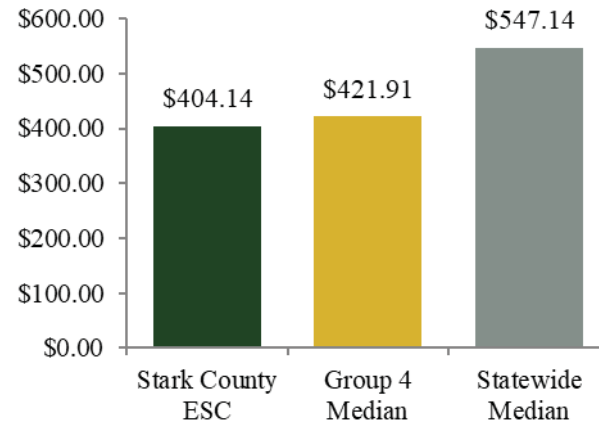
Expenditures:
\$31,805,261

FTEs:
490.50

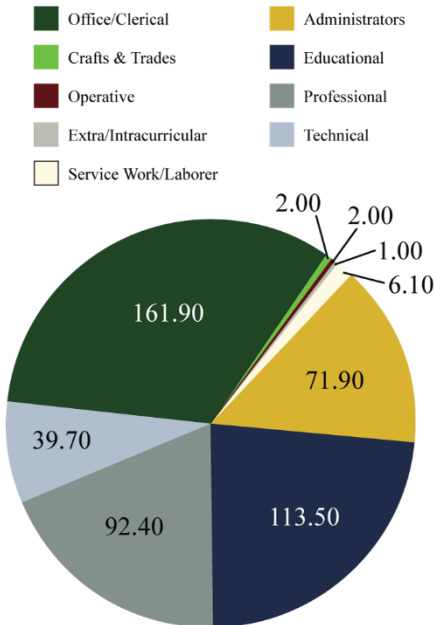
FTEs per 1,000 Students



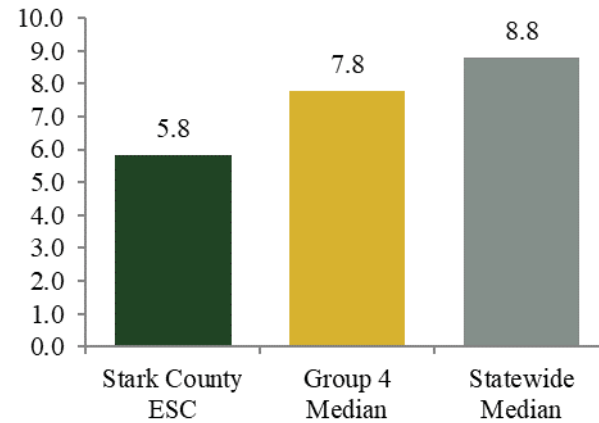
Personnel Cost per Student



FTEs by Category



Non-administrative Staff per Administrator



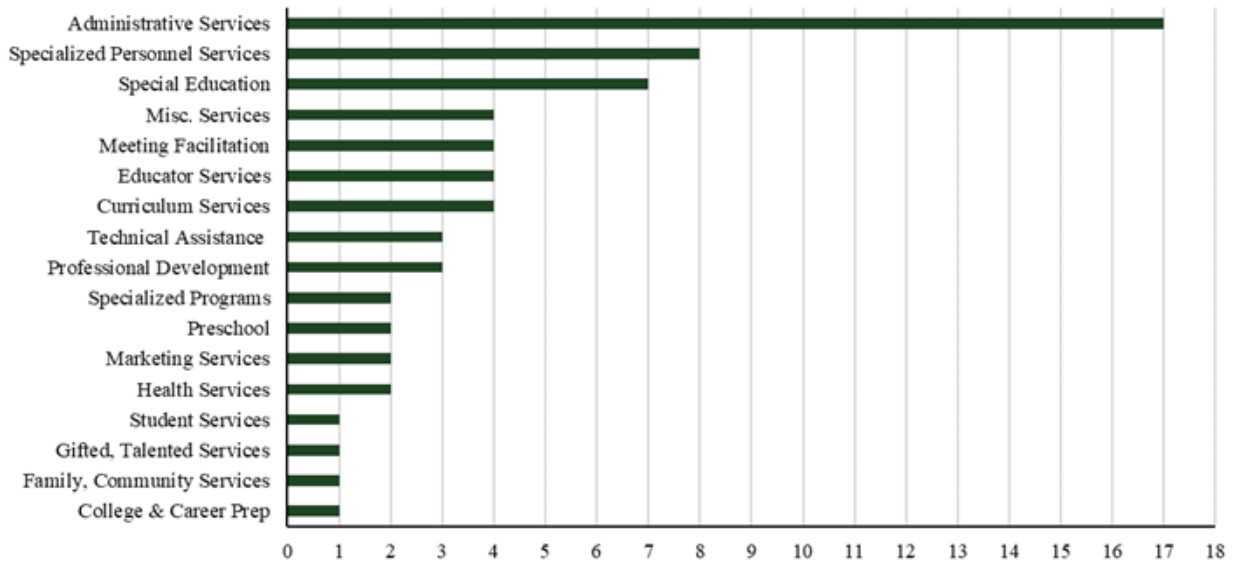
Stark County ESC Profile

Operating Revenue:
\$30,325,866

Expenditures:
\$31,805,261

FTEs:
490.50

Services Offered by Category



Stark County ESC Profile

Operating Revenue: \$30,325,866	Expenditures: \$31,805,261	FTEs: 490.50
--	---	-------------------------------

Member District Data

Member District Name	Student Enrollment	District Type
Alliance CSD	2,965	7
Brown LSD	633	1
Canton CSD	8,720	8
Canton LSD	1,960	4
Carrollton EVSD	2,010	1
Dalton LSD	841	3
Fairless LSD	1,473	1
Green LSD	3,968	5
Jackson LSD	5,903	5
Lake LSD	3,322	3
Louisville CSD	2,815	3
Marlington LSD	2,221	3
Massillon CSD	4,033	7
Minerva LSD	1,784	1
North Canton CSD	4,332	5
Northwest LSD	1,862	3
Osnaburg LSD	820	1
Perry LSD	4,725	4
Plain LSD	5,978	5
Sandy Valley LSD	1,358	1
Strasburg-Franklin LSD	572	1
Tuslaw LSD	1,372	2